

GOVERNMENT SECURITIES MARKET – QUARTERLY DATA

JANUARY – MARCH 2026

PRIMARY MARKET OF GOVERNMENT SECURITIES

Results of Auctions for sales of Government Securities

January- March 2026

1. Issue №	BG 20 300 26 111		BG 20 301 26 119		BG 20 400 26 218		BG 20 300 26 111		BG 20 301 26 119		BG 20 300 26 111	
2. Issue date	21.01.2026		28.01.2026		11.02.2026		21.01.2026		28.01.2026		21.01.2026	
3. Maturity date	21.01.2028		28.01.2031		11.02.2036		21.01.2028		28.01.2031		21.01.2028	
4. Currency	EUR		EUR		EUR		EUR		EUR		EUR	
5. Interest rate (%)	2.25		2.75		3.50		2.25		2.75		2.25	
6. Auction date	(First tranche)		(First tranche)		(First tranche)		(Second tranche)		(Second tranche)		(Third tranche)	
7. Payment date	21.01.2026		28.01.2026		11.02.2026		25.02.2026		11.03.2026		25.03.2026	
8. Nominal value of the quantity offered at the auction	150,000,000		150,000,000		150,000,000		150,000,000		150,000,000		150,000,000	
9. Total nominal value of the bids admitted to the auction	336,712,000		224,370,000		260,630,000		285,808,000		275,540,000		240,200,000	
incl. competitive	305,500,000		203,250,000		226,250,000		257,500,000		255,930,000		216,500,000	
non-competitive	31,212,000		21,120,000		34,380,000		28,308,000		19,610,000		23,700,000	
10. Total nominal value of the bids approved	150,000,000		150,000,000		150,000,000		150,000,000		150,000,000		150,000,000	
incl. competitive	118,788,000		128,880,000		115,620,000		121,692,000		130,390,000		126,300,000	
non-competitive	31,212,000		21,120,000		34,380,000		28,308,000		19,610,000		23,700,000	
11. Price of the bids approved per 100 units nominal value and corresponding yield	price	annual yield	price	annual yield	price	annual yield	price	annual yield	price	annual yield	price	annual yield
	(euro)	(%)	(euro)	(%)	(euro)	(%)	(euro)	(%)	(euro)	(%)	(euro)	(%)
- minimum	99.76	2.39	98.89	3.01	97.09	3.89	99.75	2.40	98.51	3.10	98.80	2.95
- maximum	100.00	2.26	99.68	2.84	98.11	3.76	100.02	2.25	99.64	2.85	99.47	2.57
- average-weighted	99.87	2.33	99.23	2.94	97.45	3.84	99.80	2.37	98.84	3.03	99.02	2.82

Central Government Securities Debt Issued in Domestic Market

(nominal value in EUR thousand)

Debt structure	Debt on government securities issued for budget deficit financing		Debt on government securities issued to structural reform	Debt amount
	Total	Including target bonds earmarked for individuals		
2016	3,385,766	0	52,449	3,438,216
2017	3,398,931	0	32,675	3,431,606
2018	2,772,053	0	16,589	2,788,642
2019	2,801,607	0	0	2,801,607
2020	2,885,550	0	0	2,885,550
2021	4,416,105	0	0	4,416,105
2022	5,606,520	0	0	5,606,520
2023	5,427,568	0	0	5,427,568
2024	6,102,473	0	0	6,102,473
2025	6,054,989	0	0	6,054,989
March 2026	6,085,793	0	0	6,085,793

Note: Euro equivalent of government securities issued in BGN before January 1, 2026, is calculated at official conversion rate of 1.95583 per euro.

Tradable Government Securities Issued by the Government in Domestic Market, Circulating as of 31 March 2026

Issue number	Currency	Issue maturity	Total volume of the issue (nominal value)	Interest rate (%)	Pending interest payment
BG 20 400 16219	EUR	27.07.2026	410 439 557.64	2.25 %	27.07.2026
BG 20 300 24116	EUR	17.04.2027	460 162 693.07	3.00 %	17.04.2026
BG 20 400 17217	EUR	25.07.2027	173 583 593.66	1.95 %	25.07.2026
BG 20 300 26111	EUR	21.01.2028	450 000 000.00	2.25 %	21.07.2026
BG 20 300 25113	EUR	22.01.2028	818 067 009.94	2.75 %	22.07.2026
BG 20 300 22219	EUR	28.03.2028	168 981 966.73	3.20 %	28.09.2026
BG 20 401 21217	EUR	24.05.2029	511 291 881.19	0.25 %	24.05.2026
BG 20 401 19211	EUR	21.12.2029	511 291 881.18	0.50 %	21.06.2026
BG 20 400 24213	EUR	15.05.2030	409 033 504.97	3.25 %	15.05.2026
BG 20 301 26119	EUR	28.01.2031	300 000 000.00	2.75 %	28.07.2026
BG 20 400 21219	EUR	17.08.2031	562 421 069.32	0.10 %	17.08.2026
BG 20 400 25210	EUR	29.01.2032	869 196 198.02	3.25 %	29.07.2026
BG 20 400 26218	EUR	11.02.2036	150 000 000.00	3.50 %	11.08.2026
BG 20 400 19213	EUR	21.06.2039	291 323 888.07	1.50 %	21.06.2026
In EUR, total			6 085 793 243.79		

Note: Euro equivalent of government securities issued in BGN before January 1, 2026, is calculated at official conversion rate of 1.95583 per euro.

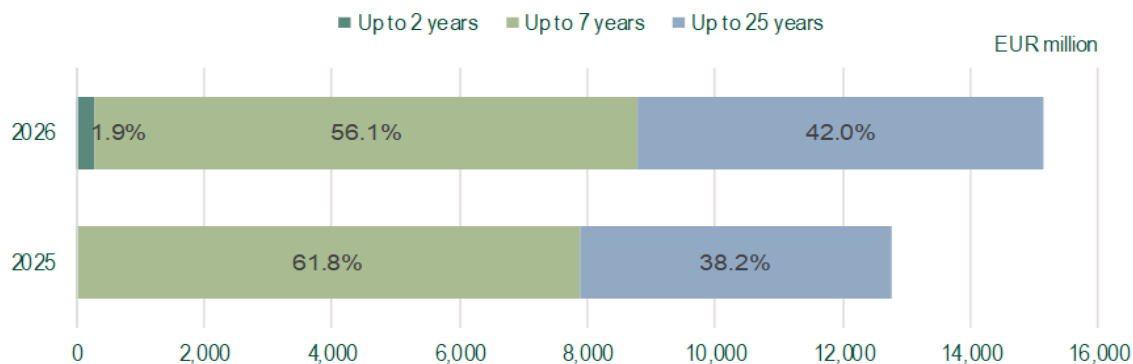
**Tradable Government Securities Issued by the Government in Foreign Markets,
Circulating as of 31 March 2026**

Issue number	Currency	Issue date	Issue maturity	Total volume of the issue (nominal value)	Interest rate (%)	Pending interest payment
XS1208855889 - global bonds 12 r.	EUR	26.03.2015	26.03.2027	1,000,000,000.00	2.625	26.03.2027
XS1208856341 - global bonds 20 r.	EUR	26.03.2015	26.03.2035	900,000,000.00	3.125	26.03.2027
XS1382696398 - global bonds 12 r.	EUR	21.03.2016	21.03.2028	850,000,000.00	3.000	21.03.2027
XS2234571425 - global bonds 10 r.	EUR	23.09.2020	23.09.2030	1,250,000,000.00	0.375	23.09.2026
XS2234571771 - global bonds 30 r.	EUR	23.09.2020	23.09.2050	1,250,000,000.00	1.375	23.09.2026
XS2536817211 - Bulgaria Rep. 4,125 09/2029 EUR	EUR	23.09.2022	23.09.2029	1,500,000,000.00	4.125	23.09.2026
XS2536817484 - Bulgaria Rep. 4,625 09/2034 EUR	EUR	23.09.2022	23.09.2034	750,000,000.00	4.625	23.09.2026
Rule 144A ISIN XS2579483822/Regulation S ISIN XS2579483319- Republic of Bulgaria 4.500 01/2033 EUR	EUR	27.01.2023	27.01.2033	1,500,000,000.00	4.500	27.01.2027
XS2716887844 - Bulgaria Rep. 4.875 05/2036 EUR	EUR	13.11.2023	13.05.2036	1,000,000,000.00	4.875	13.05.2026
XS2716887760 - Bulgaria Rep. 4.375 05/2031 EUR	EUR	13.11.2023	13.05.2031	1,300,000,000.00	4.375	13.05.2026
XS2890420834 - Bulgaria Rep. 3.625 09/2032 EUR	EUR	05.09.2024	05.09.2032	1,750,000,000.00	3.625	05.09.2026
XS2890435600 - Bulgaria Rep. 4.250 09/2044 EUR	EUR	05.09.2024	05.09.2044	1,250,000,000.00	4.250	05.09.2026
XS2890436087 - Bulgaria Rep. 5.000 03/2037 USD	USD national currency equivalent	05.09.2024	05.03.2037	1,500,000,000.00 1,304,550,000.00	5.000	05.09.2026
XS3063879368 - Bulgaria Rep. 3.500 05/2034 EUR	EUR	07.05.2025	07.05.2034	2,250,000,000.00	3.500	07.05.2026
XS3063879442 - Bulgaria Rep. 4.125 05/2038 EUR	EUR	07.05.2025	07.05.2038	1,750,000,000.00	4.125	07.05.2026
XS3124345631 - Bulgaria Rep. 3.375 07/2035 EUR	EUR	18.07.2025	18.07.2035	2,000,000,000.00	3.375	18.07.2026
XS3124393367 - Bulgaria Rep. 4.125 07/2045 EUR	EUR	18.07.2025	18.07.2045	1,200,000,000.00	4.125	18.07.2026
In EUR, total				22,804,550,000.00		

Note: The national currency equivalent of government securities is calculated based on the official exchange rate of USD to the EUR as of 31.03.2026.

SECONDARY MARKET OF GOVERNMENT SECURITIES

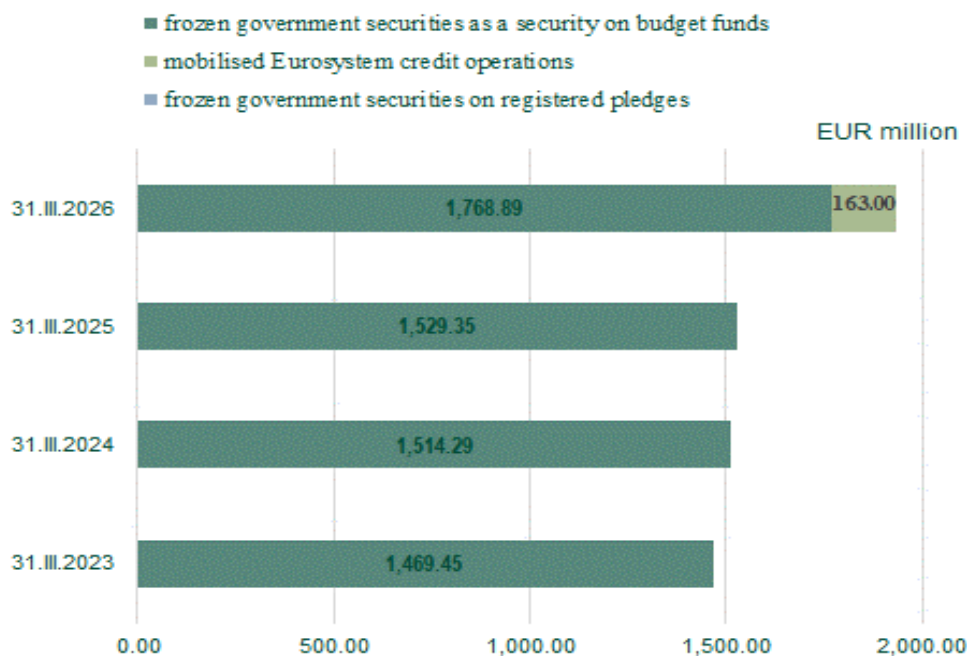
Volume and Structure of Transactions in Tradable Government Securities by Maturity of Issues (I-st Quarter)



Notes:

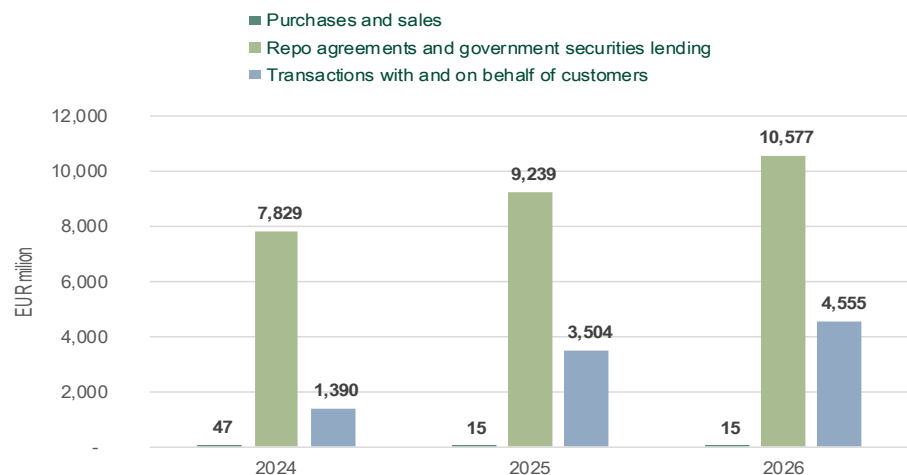
1. Covers repo agreements (incl reverse repo agreements) concluded throughout the period.
2. Euro equivalent of government securities issued in BGN before January 1, 2026, is calculated at official conversion rate of 1.95583 per euro.

Volume and structure of Frozen Government Securities



Note: Euro equivalent of government securities issued in BGN before January 1, 2026, is calculated at official conversion rate of 1.95583 per euro.

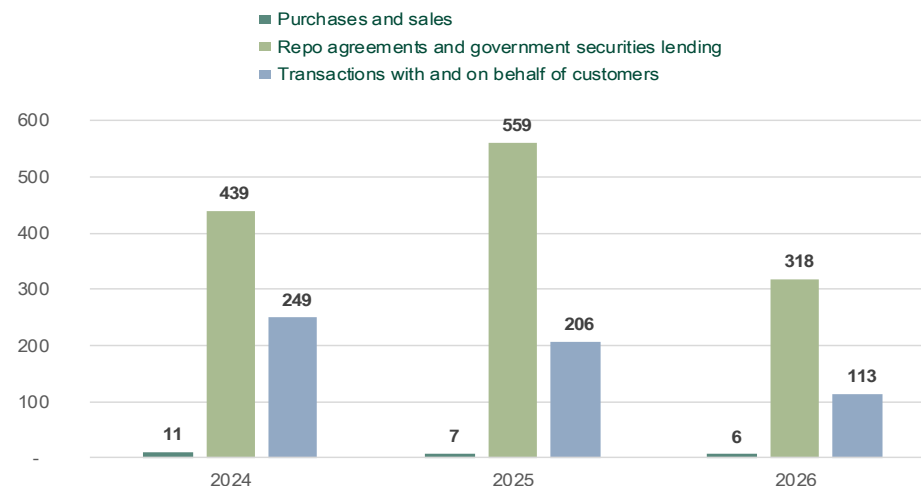
Volume of Transactions in Tradable Government Securities /first quarter/



Notes:

1. The volume of transactions is at nominal value and includes transactions both with and without flow on cash settlement accounts in TARGET, concluded in government securities issued under Ordinance No.5 of the MoF and BNB government securities.
2. Covers repo agreements (incl. reverse repo agreements) concluded throughout the period.
3. Euro equivalent of government securities issued in BGN before January 1, 2026, is calculated at official conversion rate of 1.95583 per euro.

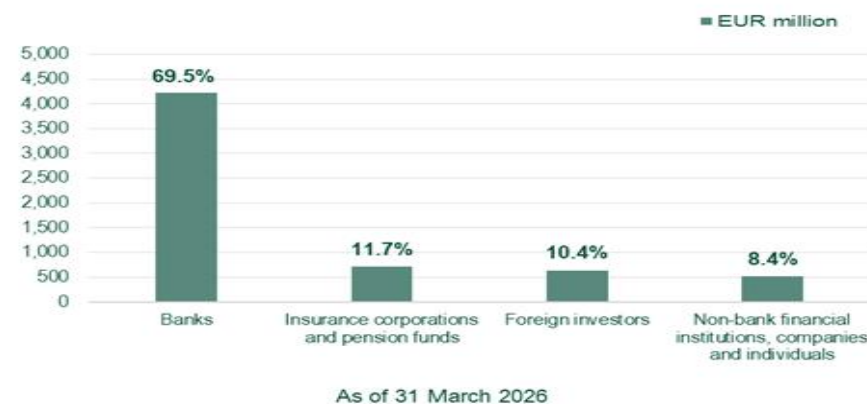
Number of Transactions in Tradable Government Securities /first quarter/



Note:

Covers repo agreements (incl. reverse repo agreements) concluded throughout the period.

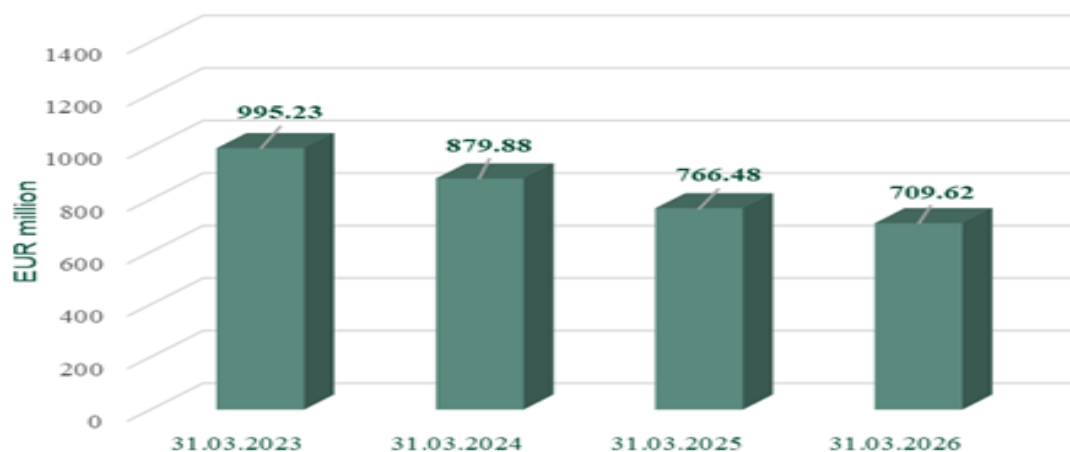
Holders of Government Securities



Notes:

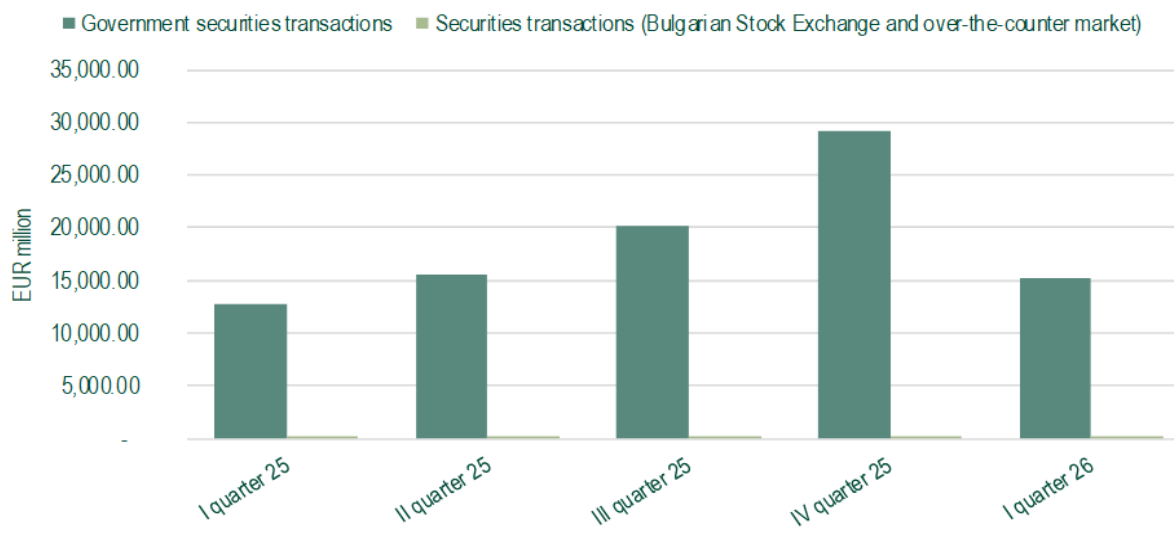
1. According to BNB and ESROT participants data.
2. Euro equivalent of government securities issued in BGN before January 1, 2026, is calculated at official conversion rate of 1.95583 per euro.

Government Securities in the Portfolio of Insurance Corporations and Pension Funds



Note: Euro equivalent of government securities issued in BGN before January 1, 2026, is calculated at official conversion rate of 1.95583 per euro.

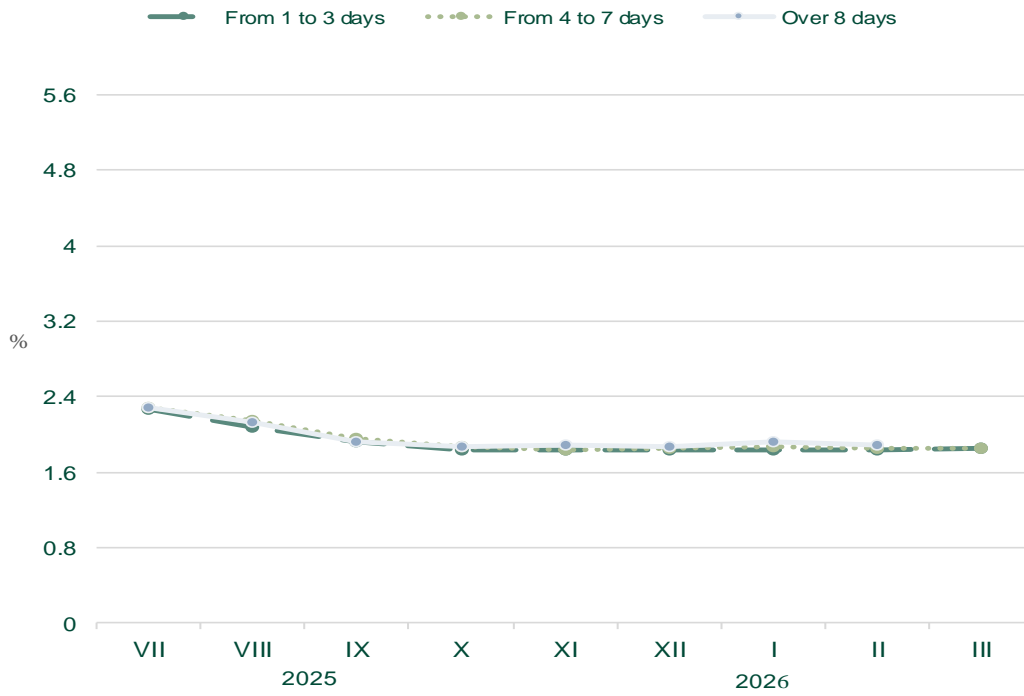
Volume of concluded transactions with government securities on the secondary OTC market and MTF E-Bond Bulgaria, and transactions with securities on the Bulgarian Stock Exchange



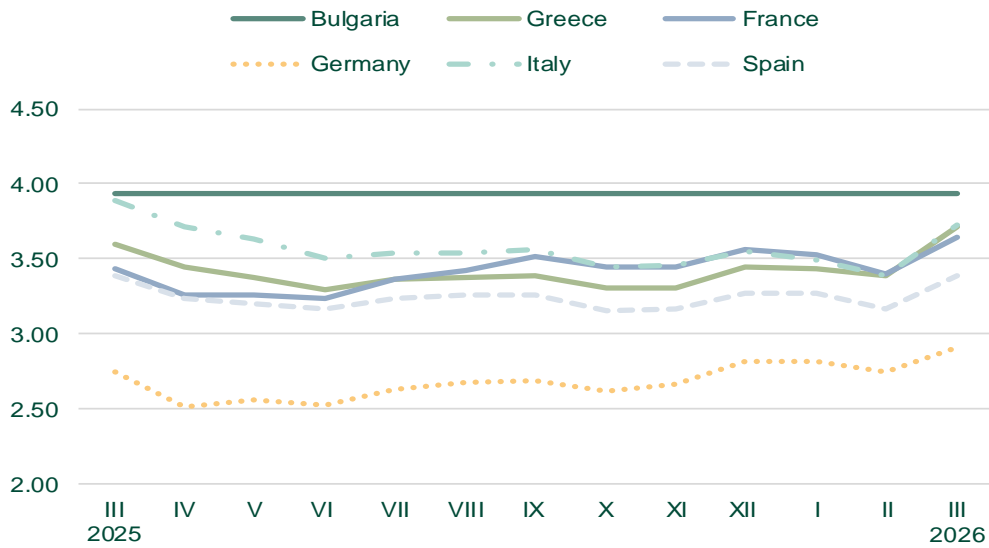
Note:

1. The volume of government securities transactions includes purchases and sales, repo agreements (including reverse repo agreements) and transactions with and on behalf of clients.
2. Euro equivalent of government securities issued in BGN before January 1, 2026, is calculated at official conversion rate of 1.95583 per euro.
3. The volume of transactions, including government securities on the Bulgarian Stock Exchange, is at market value. (Source: Bulgarian Stock Exchange)

Average Annual Yields of Repo Agreements in Government Securities

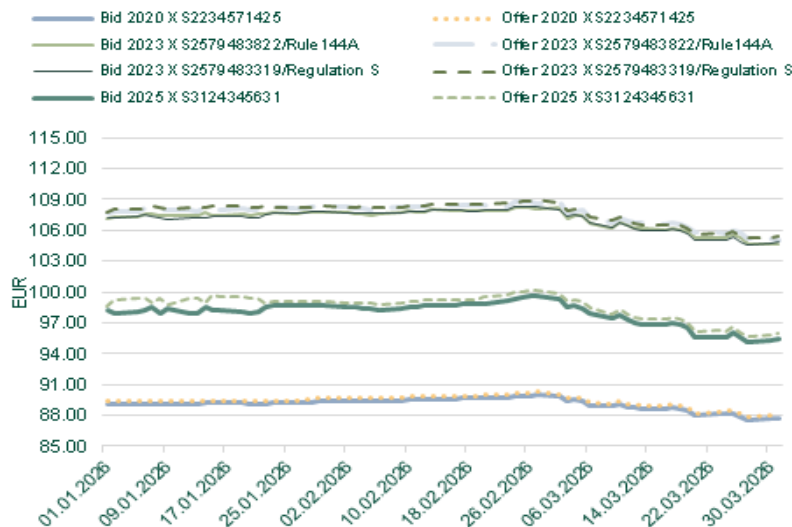


Yield of Ten-years Benchmark Bonds March 2025 - March 2026

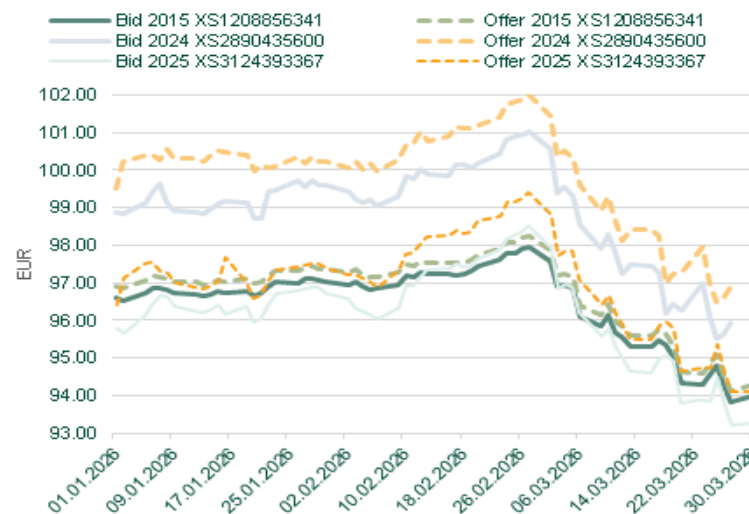


Source: ECB data.

Bid and Offer Quotations of Bulgarian Ten-year Eurobonds Issued in 2020 ISIN XS2234571425, 2023 ISIN XS2579483822/Rule144A, 2023 ISIN XS2579483319/Regulation S and 2025 ISIN XS3124345631



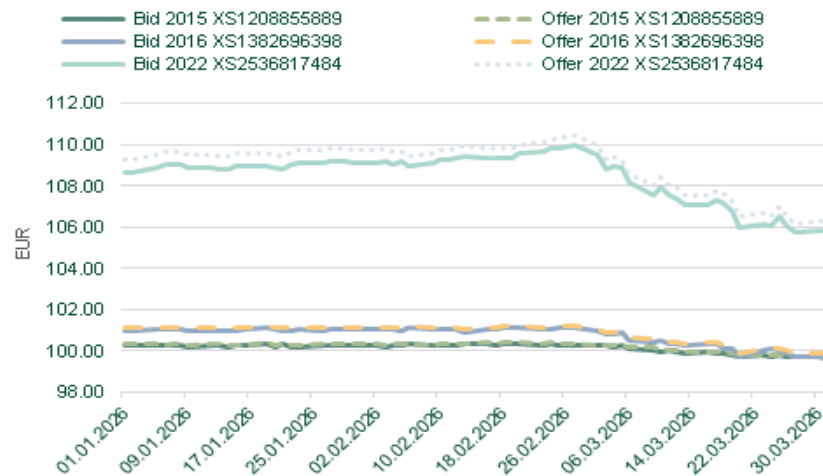
Bid and Offer Quotations of Bulgarian Twenty-year Eurobonds Issued in 2015 ISIN XS1208856341, 2024 ISIN XS2890435600 and 2025 ISIN XS3124393367



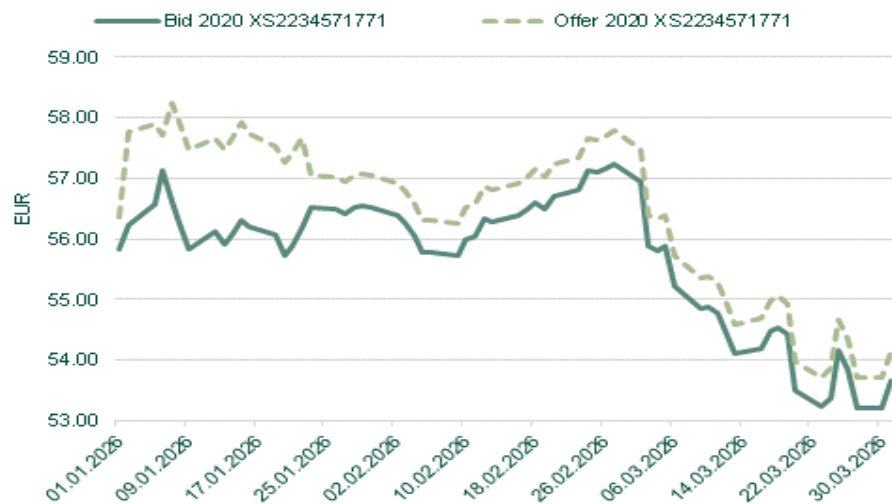
Bid and Offer Quotations of Bulgarian Seven-year Eurobonds Issued in 2022 ISIN XS2536817211



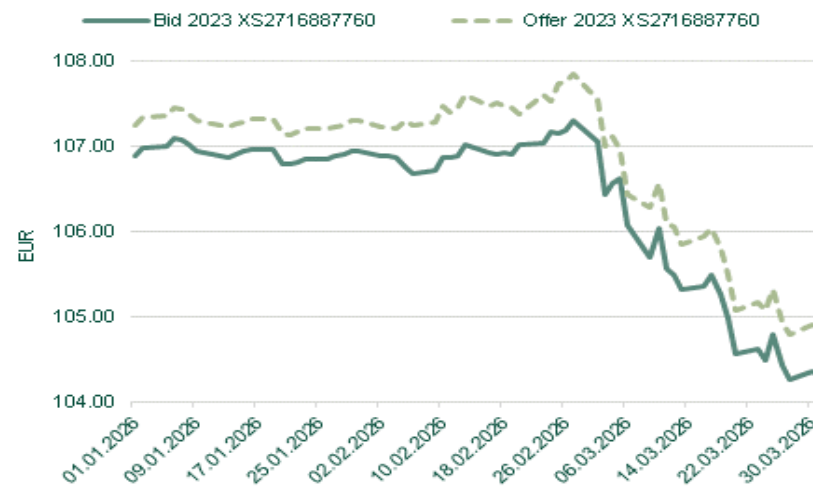
Bid and Offer Quotations of Bulgarian Twelve-year Eurobonds Issued in 2015 ISIN XS1208855889, 2016 ISIN XS1382696398 and 2022 ISIN XS2536817484



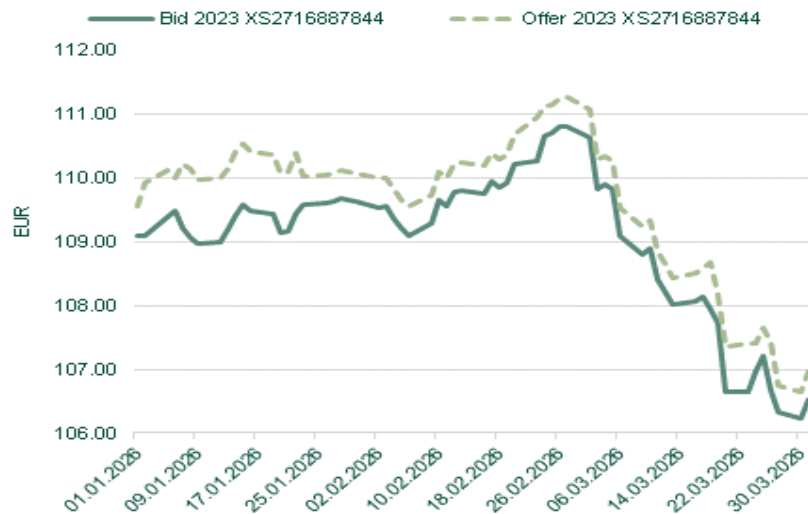
Bid and Offer Quotations of Bulgarian Thirty-year Eurobonds Issued in 2020 ISIN XS2234571771



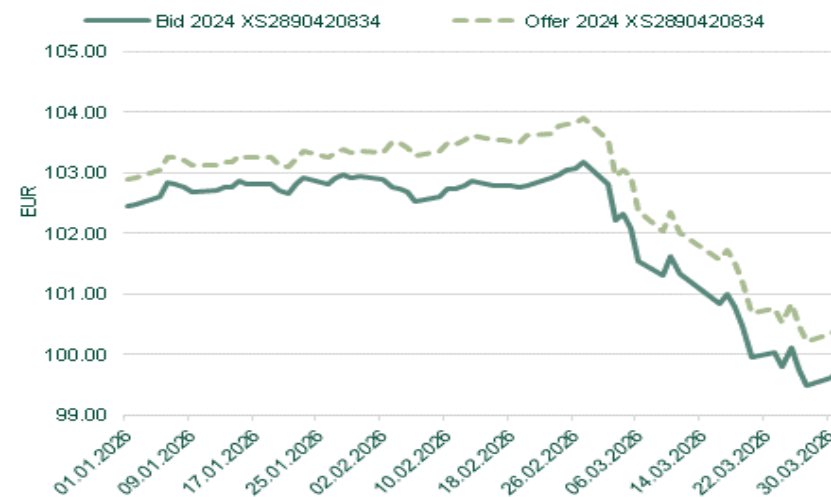
Bid and Offer Quotations of Bulgarian Seven year and Six month Eurobonds Issued in 2023 ISIN XS2716887760



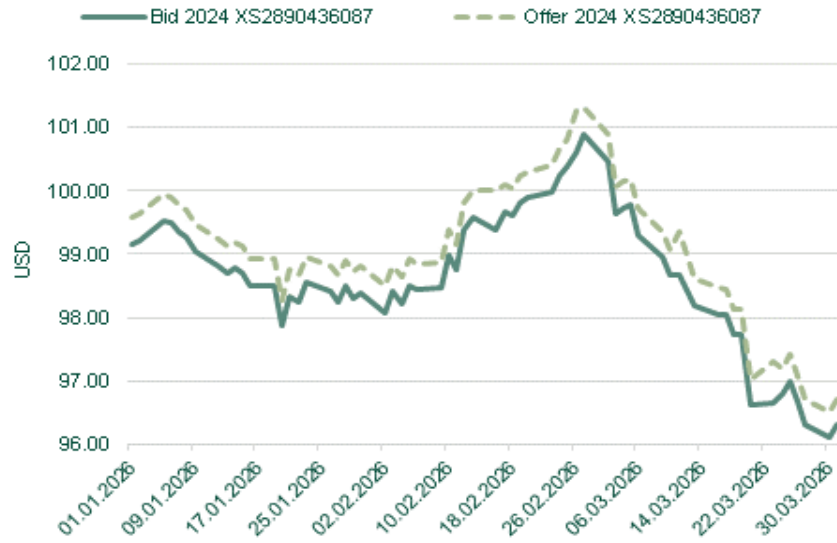
Bid and Offer Quotations of Bulgarian Twelve year and Six month Eurobonds Issued in 2023 ISIN XS2716887844



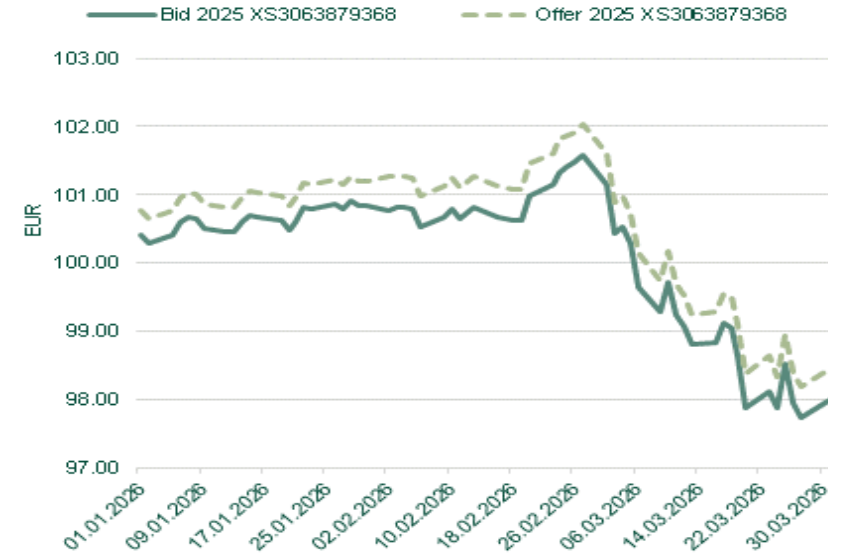
Bid and Offer Quotations of Bulgarian Eight year Eurobonds Issued in 2024 ISIN XS2890420834



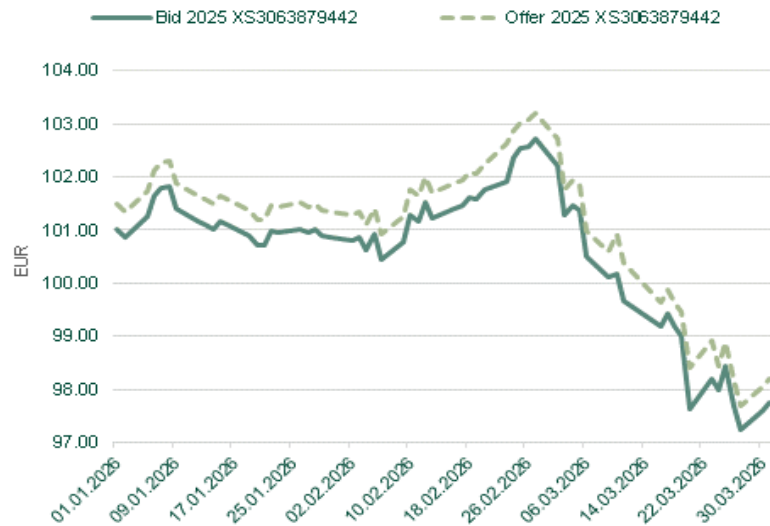
Bid and Offer Quotations of Bulgarian Twelve year and Six month Bonds Issued in USD in 2024 ISIN XS2890436087



Bid and Offer Quotations of Bulgarian Nine year Eurobonds Issued in 2025 ISIN XS3063879368



Bid and Offer Quotations of Bulgarian Thirteen year Eurobonds Issued in 2025 ISIN XS3063879442



LIST
of the Participants in the Electronic System for Registration and Servicing of
Trade in Book-entry Government Securities (ESROT)

Participant's Code	Name	SWIFT address	Primary dealer* GSAS participant	Sub-depository
Banks				
0120	INVESTBANK AD	IORTBGSF	NO	YES
0130	MUNICIPAL BANK AD	SOMBBGSF	YES	YES
0145	ING BANK N.V. – SOFIA BRANCH	INGBBGSF	NO	YES
0150	FIRST INVESTMENT BANK AD	FINVBGSF	YES	YES
0160	BULGARIAN-AMERICAN CREDIT BANK AD	BGUSBGSF	NO	YES
0200	UNITED BULGARIAN BANK AD	UBBSBGSF	YES	YES
0240	D COMMERCE BANK AD	DEMIBGSF	NO	YES
0250	CITIBANK EUROPE PLC, BULGARIA BRANCH	CITIBGSF	NO	YES
0260	TOKUDA BANK EAD	CREXBGSF	NO	YES
0300	DSK BANK AD	STSABGSF	YES	YES
0310	TBI BANK EAD	TBIBBGSF	NO	NO
0470	INTERNATIONAL ASSET BANK AD	IABGBGSF	NO	YES
0545	TEXIM BANK AD	TEXIBGSF	NO	YES
0561	ALLIANZ BANK BULGARIA AD	BUINBGSF	YES	YES
0620	BULGARIAN DEVELOPMENT BANK EAD	NASBBGSF	NO	YES
0790	CENTRAL COOPERATIVE BANK AD	CECBGSF	YES	YES
0800	UNICREDIT BULBANK AD	UNCRBGSF	YES	YES
0920	EUROBANK BULGARIA AD	BPBIBGSF	YES	YES
Central Securities Depositories				
2057	CLEARSTREAM BANKING S.A. (ICSD)	CEDELULL	NO	YES
9009	CENTRAL DEPOSITORY AD	CEDPBGSF	NO	YES
Members of the European System of Central Banks				
0661	BULGARIAN NATIONAL BANK	BNBGBGSFEUX	NO	NO
Other				
1482	MINISTRY OF FINANCE	-	NO	NO

* Over the 1 January to 31 December 2026 period

GOVERNMENT SECURITIES SOLD AT AUCTIONS, CIRCULATING AS OF 31 MARCH 2026

ISIN/ Issue date	Payment date	Issue maturity	Number of days	Nominal value (EUR)			Amount actually transferred (EUR)	Discount (EUR)	Premium (EUR)	Price per EUR 100 nominal value (EUR)				Annual interest rate (%)	Average annual yield (%)	
				of amount offered by the MF	of bids admitted to the auction	of bids approved				Average price of bids admitted to the auction	Minimum price of bids approved	Maximum price of bids approved	Average price of bids approved		of bids admitted to the auction	of bids approved
1	2	3	4	5	6	7	8	9	10	11	12	13	14	15	16	17
*BG 20 300 26 111/21.01.2026	21.01.2028		730	450,000,000.00	862,720,000.00	450,000,000.00								2.25		
First tranche	21.01.2026			150,000,000.00	336,712,000.00	150,000,000.00	149,809,504.00	190,496.00	0.00	99.74	99.76	100.00	99.87	2.25	2.40	2.33
Second tranche	25.02.2026			150,000,000.00	285,808,000.00	150,000,000.00	150,025,429.11	298,201.00	0.00	99.67	99.75	100.02	99.80	2.25	2.44	2.37
Third tranche	25.03.2026			150,000,000.00	240,200,000.00	150,000,000.00	149,118,649.19	1,463,885.00	0.00	98.89	98.80	99.47	99.02	2.25	2.90	2.82
Two-year issues, total				450,000,000.00	862,720,000.00	450,000,000.00	448,953,582.30	1,952,582.00	0.00							
*BG 20 300 24 116/17.04.2024	17.04.2027		1095	460,162,693.08	732,809,190.97	460,162,693.08								3.00		
First tranche	17.04.2024			102,258,376.24	262,037,089.11	102,258,376.24	102,286,842.41	4,908.40	33,374.57	99.50	99.81	100.34	100.03	3.00	3.20	3.01
Second tranche	29.05.2024			153,387,564.36	182,497,967.61	153,387,564.36	153,137,735.55	779,331.03	0.00	99.35	99.23	100.19	99.49	3.00	3.26	3.21
Third tranche	26.06.2024			102,258,376.24	112,266,914.81	102,258,376.24	101,738,224.88	1,108,487.19	0.00	98.80	98.49	99.33	98.92	3.00	3.48	3.44
Fourth tranche	24.07.2024			102,258,376.24	176,007,219.44	102,258,376.24	101,485,314.76	1,596,731.69	0.00	98.20	98.19	98.88	98.44	3.00	3.73	3.64
*BG 20 300 25 113/22.01.2025	22.01.2028		1095	818,067,009.92	1,324,707,157.57	818,067,009.92								2.75		
First tranche	22.01.2025			153,387,564.36	232,592,812.26	153,387,564.36	152,830,624.34	556,940.02	0.00	99.41	99.43	100.00	99.64	2.75	2.98	2.90
Second tranche	12.02.2025			51,129,188.12	113,143,780.39	51,129,188.12	51,219,741.10	22,779.95	32,436.73	99.64	99.75	100.55	100.02	2.75	2.90	2.76
Third tranche	12.03.2025			51,129,188.12	96,992,069.86	51,129,188.12	51,198,993.81	118,952.06	0.00	99.47	99.47	100.00	99.77	2.75	2.97	2.85
Fourth tranche	09.04.2025			255,645,940.60	496,924,579.33	255,645,940.60	256,405,763.77	723,273.50	0.00	99.49	99.52	100.13	99.72	2.75	2.96	2.88
Fifth tranche	27.08.2025			153,387,564.36	197,793,264.24	153,387,564.36	155,103,497.58	0.00	1,299,895.70	100.73	100.60	101.21	100.85	2.75	2.45	2.40
Sixth tranche	22.10.2025			153,387,564.36	187,260,651.49	153,387,564.36	155,436,363.07	0.00	985,591.79	100.54	100.43	101.09	100.64	2.75	2.52	2.47
Three-year issues, total				1,278,229,703.00	2,057,516,348.54	1,278,229,703.00	1,280,843,101.27	4,911,403.84	2,351,298.79							
*BG 20 301 26 119/28.01.2026	28.01.2031		1826	300,000,000.00	499,910,000.00	300,000,000.00								2.75		
First tranche	28.01.2026			150,000,000.00	224,370,000.00	150,000,000.00	148,847,183.00	1,152,817.00	0.00	99.02	98.89	99.68	99.23	2.75	2.98	2.94
Second tranche	11.03.2026			150,000,000.00	275,540,000.00	150,000,000.00	148,736,382.52	1,738,275.00	0.00	98.57	98.51	99.64	98.84	2.75	3.09	3.03
Five-year issues, total				300,000,000.00	499,910,000.00	300,000,000.00	297,583,565.52	2,891,092.00	0.00							
Medium-term issues, total				2,028,229,703.00	3,420,146,348.54	2,028,229,703.00	2,027,380,249.09	9,755,077.84	2,351,298.79							
*BG 20 300 22 219/28.09.2022	28.03.2028		2008	204,516,752.48	210,677,819.65	168,981,966.74								3.20		
First tranche	28.09.2022			102,258,376.24	104,226,849.98	102,258,376.24	73,361,025.75	3,307,191.83	0.00	94.65	93.91	97.53	95.69	3.20	4.36	4.13
Second tranche	19.10.2022			102,258,376.24	106,450,969.67	92,313,749.15	82,363,643.53	10,120,064.12	0.00	88.31	87.58	96.50	89.04	3.20	5.82	5.65
Five-year-and-six-month issues, total				204,516,752.48	210,677,819.65	168,981,966.74	155,724,669.28	13,427,255.95	0.00							
*BG 20 400 24 213/15.05.2024	15.05.2030		2191	409,033,504.96	735,133,319.36	409,033,504.96								3.25		
First tranche	15.05.2024			102,258,376.24	227,702,305.42	102,258,376.24	101,838,732.92	419,643.32	0.00	98.93	99.39	99.94	99.59	3.25	3.48	3.35
Second tranche	12.06.2024			102,258,376.24	135,604,832.73	102,258,376.24	101,123,283.52	1,390,038.24	0.00	98.41	98.14	99.31	98.64	3.25	3.58	3.54
Third tranche	10.07.2024			102,258,376.24	132,615,309.10	99,937,995.57	2,830,271.75	0.00	97.00	96.45	98.10	97.23	97.23	3.25	3.86	3.82
Fourth tranche	28.08.2024			102,258,376.24	239,210,872.11	102,258,376.24	100,503,671.62	2,710,750.42	0.00	96.79	97.10	97.84	97.35	3.25	3.92	3.80
Six-year issues, total				409,033,504.96	735,133,319.36	409,033,504.96	403,403,683.63	7,350,703.73	0.00							
*BG 20 400 25 210/29.01.2025	29.01.2032		2556	869,196,198.04	1,536,401,149.37	869,196,198.04								3.25		
First tranche	29.01.2025			153,387,564.36	233,997,842.35	153,387,564.36	151,611,111.40	1,776,452.96	0.00	98.50	98.42	99.45	98.84	3.25	3.52	3.47
Second tranche	26.02.2025			51,129,188.12	128,717,731.09	51,129,188.12	51,150,028.42	106,632.48	0.00	99.19	99.45	100.11	99.79	3.25	3.41	3.31
Third tranche	26.03.2025			51,129,188.12	153,975,550.02	51,129,188.12	50,902,427.67	481,705.97	0.00	98.56	98.85	99.40	99.06	3.25	3.52	3.43
Fourth tranche	16.04.2025			153,387,564.36	253,309,745.73	153,387,564.36	152,298,296.64	2,140,918.10	0.00	98.34	98.34	99.09	98.60	3.25	3.56	3.51
Fifth tranche	18.06.2025			153,387,564.36	270,441,193.76	153,387,564.36	157,233,414.58	0.00	1,933,758.66	100.93	100.90	101.92	101.26	3.25	3.12	3.06
Sixth tranche	17.09.2025			153,387,564.36	228,118,834.46	153,387,564.36	154,319,226.07	23,542.44	0.00	99.89	99.70	101.05	100.16	3.25	3.30	3.25
Seventh tranche	19.11.2025			153,387,564.36	267,840,251.96	153,387,564.36	154,716,324.12	214,571.30	0.00	99.51	99.73	100.16	99.86	3.25	3.37	3.30
Seven-year issues, total				869,196,198.04	1,536,401,149.37	869,196,198.04	872,230,828.90	4,743,823.25	2,206,073.00							
*BG 20 401 21 217/24.11.2021	24.05.2029		2738	511,291,881.20	719,819,718.48	511,291,881.20								0.25		
First tranche	24.11.2021			255,645,940.60	413,504,752.46	255,645,940.60	251,215,806.84	4,430,133.75	0.00	97.80	97.54	99.08	98.27	0.25	0.55	0.49
Second tranche	23.03.2022			255,645,940.60	306,314,966.02	255,645,940.60	237,131,005.33	18,723,304.17	0.00	92.43	91.21	94.32	92.68	0.25	1.37	1.33
Seven-year-and-six-month issues, total				511,291,881.20	719,819,718.48	511,291,881.20	488,346,812.17	23,153,437.92	0.00							
*BG 20 400 26 218/11.02.2026	11.02.2036		3652	150,000,000.00	260,630,000.00	150,000,000.00								3.50		
First tranche	11.02.2026			150,000,000.00	260,630,000.00	150,000,000.00	146,179,713.00	3,820,287.00	0.00	97.10	97.09	98.11	97.45	3.50	3.89	3.84
Ten-year issues, total				150,000,000.00	260,630,000.00	150,000,000.00	146,179,713.00	3,820,287.00	0.00							

continue

ISIN/ Issue date	Payment date	Issue maturity	Number of days	Nominal value (EUR)			Amount actually transferred (EUR)	Discount (EUR)	Premium (EUR)	Price per EUR 100 nominal value (EUR)				Annual interest rate (%)	Average annual yield (%)	
				of amount offered by the MF	of bids admitted to the auction	of bids approved				Average price of bids admitted to the auction	Minimum price of bids approved	Maximum price of bids approved	Average price of bids approved		of bids admitted to the auction	of bids approved
1	2	3	4	5	6	7	8	9	10	11	12	13	14	15	16	17
*BG 20 400 16 219/27.01.2016	27.07.2026	3834	562,421,069.32	732,649,565.66	410,439,557.63									2.25		
First tranche	27.01.2016		102,258,376.24	115,142,931.65	102,258,376.24	99,286,499.85	2,971,876.38	0.00	96.92	95.47	97.90	97.09	2.25	2.60	2.58	
Second tranche	18.05.2016		51,129,188.12	119,182,137.51	51,129,188.12	50,807,598.30	674,381.21	0.00	97.81	98.20	99.30	98.68	2.25	2.51	2.41	
Third tranche	21.09.2022		102,258,376.24	153,924,420.83	102,258,376.24	99,889,055.23	2,722,322.49	0.00	96.77	96.22	98.54	97.34	2.25	3.17	3.01	
Fourth tranche	05.10.2022		102,258,376.24	79,761,533.47	52,535,240.79	49,593,647.35	3,168,286.61	0.00	93.41	93.29	94.89	93.97	2.25	4.18	4.01	
Fifth tranche	12.10.2022		102,258,376.24	117,776,084.83	102,258,376.24	95,086,155.32	7,657,598.05	0.00	92.22	91.58	93.73	92.51	2.25	4.56	4.47	
Sixth tranche ¹	26.10.2022		102,258,376.24	146,862,457.37	0.00	0.00	0.00	0.00	88.43	0.00	0.00	0.00	2.25	5.80	0.00	
*BG 20 400 17 217/25.01.2017	25.07.2027	3833	178,952,158.42	384,542,623.84	173,583,593.67									1.95		
First tranche	25.01.2017		25,564,594.06	107,882,586.93	25,564,594.06	26,034,351.15	0.00	469,757.09	101.12	101.45	102.39	101.84	1.95	1.84	1.76	
Second tranche	22.03.2017		51,129,188.12	98,295,864.16	51,129,188.12	52,034,243.74	0.00	751,668.07	101.00	101.14	102.08	101.47	1.95	1.85	1.80	
Third tranche	17.05.2017		51,129,188.12	75,211,035.72	51,129,188.12	52,288,951.49	0.00	852,988.24	101.36	101.20	102.21	101.67	1.95	1.81	1.78	
Fourth tranche	19.07.2017		51,129,188.12	103,153,137.03	45,760,623.37	47,559,003.05	0.00	1,372,805.89	101.67	102.76	103.23	103.00	1.95	1.77	1.63	
*BG 20 401 19 211/21.06.2019	21.12.2029	3836	511,291,881.20	898,559,690.78	511,291,881.20									0.50		
First tranche	21.06.2019		102,258,376.24	241,345,106.68	102,258,376.24	103,221,225.75	0.00	962,849.51	99.60	100.00	101.66	100.94	0.50	0.54	0.41	
Second tranche	31.07.2019		102,258,376.24	156,327,492.68	102,258,376.24	104,190,456.23	0.00	1,880,950.80	101.29	100.81	102.56	101.84	0.50	0.37	0.32	
Third tranche	29.01.2020		102,258,376.24	236,804,834.78	102,258,376.24	106,022,046.91	0.00	3,712,541.48	103.03	103.45	103.86	103.63	0.50	0.19	0.13	
Fourth tranche	26.02.2020		102,258,376.24	135,901,382.02	102,258,376.24	106,160,438.34	0.00	3,808,464.95	103.54	103.20	104.40	103.72	0.50	0.14	0.12	
Fifth tranche	15.04.2020		102,258,376.24	128,180,874.62	102,258,376.24	101,952,874.17	581,556.17	114,005.31	98.83	96.75	102.00	99.54	0.50	0.63	0.55	
*BG 20 400 21 219/17.02.2021	17.08.2031	3833	664,679,445.56	989,477,613.09	562,421,069.32									0.10		
First tranche	17.02.2021		153,387,564.36	284,099,333.79	153,387,564.36	152,739,005.95	670,584.87	22,026.45	98.85	98.86	100.52	99.58	0.10	0.21	0.14	
Second tranche ¹	10.03.2021		102,258,376.24	180,767,244.60	0.00	0.00	0.00	0.00	98.24	0.00	0.00	0.00	0.10	0.27	0.00	
Third tranche	23.09.2021		153,387,564.36	259,812,969.43	153,387,564.36	151,903,195.05	1,499,918.19	0.00	98.66	98.49	100.00	99.02	0.10	0.24	0.20	
Fourth tranche	27.10.2021		255,645,940.60	264,798,065.27	255,645,940.60	245,142,187.79	10,553,481.13	0.00	95.77	93.41	98.07	95.87	0.10	0.54	0.53	
Ten-year-and-six-month issues, total			1,917,344,554.50	3,005,229,493.37	1,657,736,101.82	1,643,910,935.67	30,500,005.10	13,948,057.79								
*BG 20 400 19 213/21.06.2019	21.06.2039	7305	355,347,857.43	463,977,912.71	291,323,888.07									1.50		
First tranche	21.06.2019		102,258,376.24	126,944,530.46	51,435,963.25	50,643,297.22	792,666.03	0.00	94.10	96.95	100.00	98.46	1.50	1.86	1.60	
Second tranche	24.07.2019		102,258,376.24	144,557,553.57	102,258,376.24	102,164,503.56	463,587.84	226,553.43	98.08	97.55	102.08	99.77	1.50	1.62	1.52	
Third tranche	28.08.2019		102,258,376.24	124,857,477.39	102,258,376.24	103,953,229.58	2,881.13	1,411,411.01	100.54	98.81	104.91	101.38	1.50	1.47	1.42	
Fourth tranche	09.10.2019		48,572,728.71	67,618,351.29	35,371,172.34	36,311,662.06	0.00	781,319.44	100.86	101.50	104.35	102.21	1.50	1.45	1.38	
Twenty-year issues, total			355,347,857.43	463,977,912.71	291,323,888.07	293,072,692.42	1,259,135.00	2,419,283.88								
Long-term government securities, total			4,416,730,748.61	6,931,869,412.94	4,057,563,540.83	4,002,869,335.07	84,254,647.95	18,573,414.67								
Government securities sold at auctions in BGN, total			6,444,960,451.61	10,352,015,761.48	6,085,793,243.83	6,030,249,584.16	94,009,725.79	20,924,713.46								

* Tap issue.

1. The Ministry of Finance (MF) rejected all bids for the auctions conducted on 24 October 2022 and 8 March 2021 for sale of a tap government securities issue with a payment dates on 26 October 2022 and 10 March 2021.

Notes:

Yield of treasury bonds is calculated in accordance with the methodology applied by the MF and the interest convention (ACT/ACT) adopted as of 01 January 2001, using the ISMA - International Yield.

Government Securities, results of auctions for sales until 31 December 2025 are issued in original currency BGN.

Euro equivalent of government securities issued in BGN before January 1, 2026, is calculated at official conversion rate of 1.95583 per euro.